

8

7

6

5

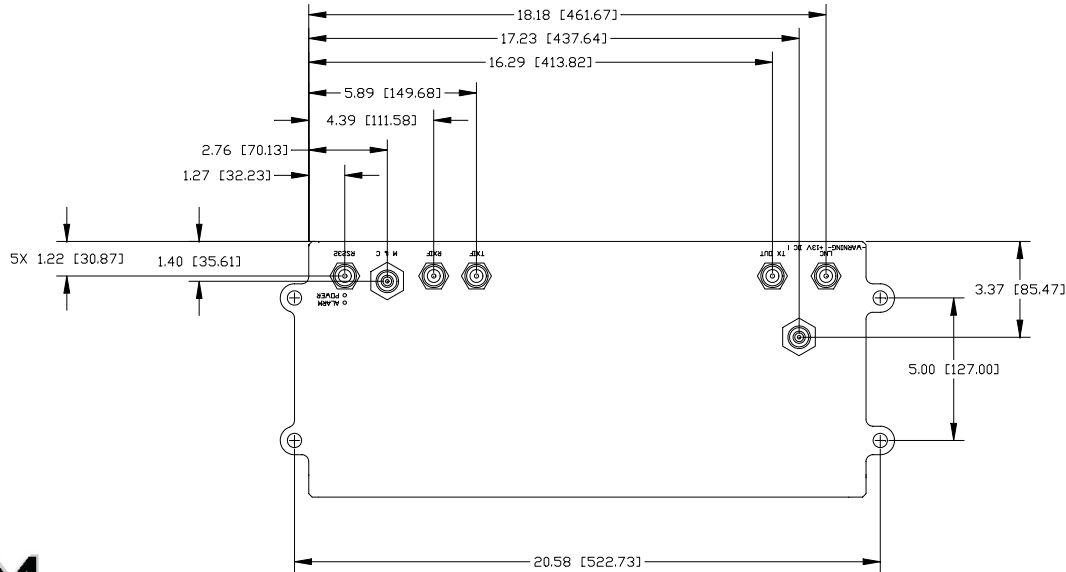

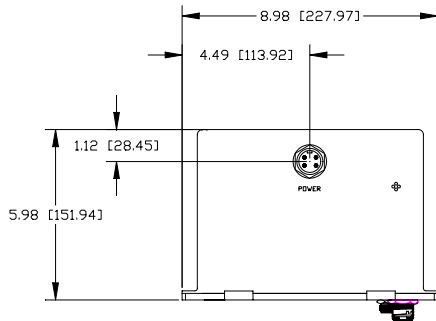
4

3

2

1

REV	BY	DESCRIPTION	DATE	APPROVED
0	TD	PROTOTYPE RELEASE	06/30/00	BWS
2	GS	REVISED PER ECD 287	10/16/95	BWS
3	TD	REVISED POWER (3 PINS TO 4 PINS)	06/31/00	BWS
4				



PROPRIETARY INFORMATION  
 THE INFORMATION CONTAINED HEREIN IS  
 TO BE USED FOR DESIGN/MANUFACTURING  
 PURPOSES TO BE PROVIDED ONLY TO  
 THAT PARTY TO WHOM IT IS ISSUED AND  
 SHALL NOT BE DISCLOSED OR COPIED TO  
 ANY THIRD PARTY WITHOUT THE PRIOR WRITTEN  
 CONSENT OF ANACOM ENGINEERING, INC.

3RD ANGLE PROJECTION		ITEM NO.	ZONE	MATERIAL/SPECIFICATION	IDENTIFICATION OR DESCRIPTION	PART OR IDENTIFICATION NUMBER	QTY. REQD.
		LIST OF MATERIAL OR PARTS LISTS					
MATERIAL: <input checked="" type="checkbox"/>		SPECIFICATIONS: ALL DIMENSIONS ARE IN INCHES DIMENSIONS IN [XXX] ARE IN MILLIMETERS TOLERANCES: ANGLES: ± 1° X .1 ± .006 [X.1 ± .15] XX .1 ± .020 [XX ± .50] XXX ± .005 [XXX ± .125]					
FINISH: <input checked="" type="checkbox"/>		ALL SURFACES <input checked="" type="checkbox"/> EXCEPT AS NOTED					
DO NOT SCALE		ANACOM, INC. OUTLINE DRAWING ODU, 0 dBm					
DASH NO. NEXT ASSY USED ON APPLICATION		DATE: 06/31/00		SIZE CLASS CODE: D		DRAWING NUMBER: 30644	
		SCALE: 1/2		FILE No. 30644031		REV 3 SHEET 1 OF 1	

8

7

6

5

4

3

2

1